

ALOHA Gravity

DC 40 kW Charging Station



Hotels and
Restaurants



Office buildings
and workplaces



Malls and
supermarkets



Public and private
car parks



Corporate fleets
and car sharing



Service vehicles and
public transport



Dynamic Load Management

Smartly balances the available energy

Smart Charging

Cloud based energy management

Autocharge

Authenticate without user intervention

Cashless payment terminal

Payments without prior registration

Super silent

≤ 55 dBA in 1 m away

Stainless steel and Arfinio®

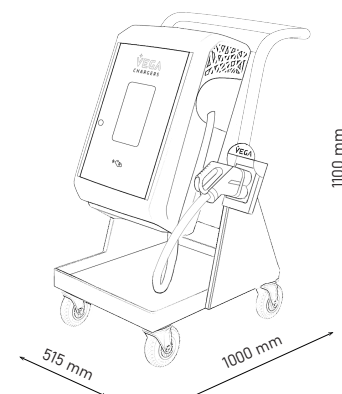
Sustainable and resistant design

At **VEGA Chargers**, we work every day to make possible a better, more sustainable present and future.

We design flexible and scalable vehicle charging solutions; from conception, through manufacturing and distribution.

ALOHA Gravity stands out for its compact and robust design, while providing **up to 267 km of range in a single hour of charge***. It is ideal for charging times between 23 and 90 minutes. It is also suitable for specific DC/DC requirements upon consultation.

* Range calculation based on the average consumption provided by EV manufacturers according to the WLTP standard, 15 kWh per 100 km.



It is a reference image not tied to the final product, the trolley shall be equipped with brakes on the wheels.



Adress:
Passatge Arraona, nº 8 - Pol. Ind. Santiga
08210 Barberà del Vallès, Barcelona (Spain)

T: +34 938 59 95 86
W: www.vegachargers.com
E: info@vegachargers.com

ALOHA Gravity 40 kW (S)**ALOHA Gravity 40 kW (D)****AC INPUT**

Supply voltage	400 Vac \pm 10% (3P+N+PE)
Frequency	50 / 60 Hz
Nominal input current	65 A
Apparent power	45 kVA
Power factor	> 0,99
Efficiency	> 95% (at nominal power)
THDi	< 5%
Standby consumption	< 13 W
Earthing system	TT / TN-S

DC OUTPUT

Max. output power	40 kW (@ V \geq 400 Vdc)	
Max. output current	100 A	
Output voltage range	150 – 500 Vdc (Optional 150 – 1000 Vdc)	
Available Output connectors	CCS-2 	CHAdEMO + CCS-2 
Cable length	5 m*	5 m + 5 m*
Metering	DC Official meter certified (optional)	

Electrical protections

General input	3-pole + N, front operated, switch-disconnector (non-fusible disconnector)
Overcurrent and shortcircuit	MCB curve 'C' for internal electronic controls
DC Output	Isolation Monitoring Device and protection fuse

Mechanical Data

Dimensions (H x W x D)	767 mm x 485 mm x 275 mm	
Weight	59 kg	68 kg
Mechanical impact protection	IK10	
Housing material / colour	Stainless steel and PUR (V0) / Customizable	
Installation method	On wall or pedestal	

Environment

Ingress protection	IP55
Temperature range operation	-10°C to +55°C (-30°C to +55°C with optional heater)
Temperature range storage	-35°C to +70°C
Relative Humidity	5% to 95% non condensing
Cooling system	Exhaust fan
Operational noise level	\leq 55 dBA (1 m away in all directions)
Altitude (max.)	2000 m

General

User interaction	10,1" TFT colour touch screen
Communication protocol	OCPP 1.6J; Modbus TCP; Modbus RTU
Communication interface	4G; RS485; Ethernet
Access and identification	RFID reader (MIFARE Classic; MIFARE DESfire EV1, EV2; NFC Forum Type 4); Internal white list; Activation pin code; Autocharge
Payment terminal	Cashless payment terminal (optional)
Status charging lights	RGB LED dedicated for charging connector

Standards and Certifications

IEC/DIN/ISO	IEC 61851-1; IEC 61851-21-2; IEC 61851-23; IEC 61851-24; IEC 62196-1; IEC 62196-3; IEC 61000; DIN70121; ISO 15118-2; ISO 15118-3; CHAdEMO 1.2
EU Directives	LVD 2014/35/EU; EMC 2014/30/EU; RED 2014/53/UE
Mark certification	CE

(S): Single DC output (D): Double DC output
No simultaneous charging

* Optionally available in 5 or 7 m