

# ALOHA Lander Plus



## DC 120 kW Charging Station



Service stations and mobility hubs



Office buildings and workplaces



Malls and supermarkets



Public and private car parks



Corporate fleets and car sharing



Service vehicles and public transport



### AC and DC Charging

Up to 3 vehicles simultaneously

### Dynamic Load Management

Smartly balances the available energy

### Smart Charging

Cloud based energy management

### Autocharge

Authenticate without intervention

### Cashless payment terminal

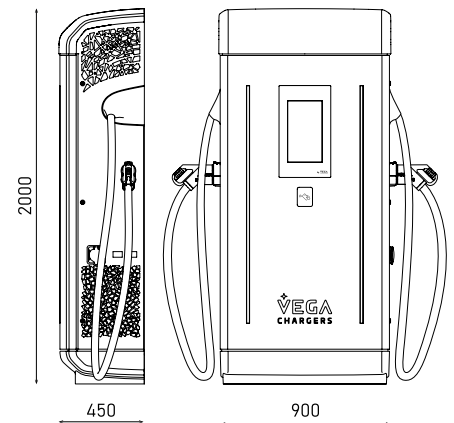
Payments without prior registration

At **VEGA Chargers**, we work every day to make possible a better, more sustainable present and future.

We design flexible and scalable vehicle charging solutions; from conception, through manufacturing and distribution.

**ALOHA Lander Plus** is a fast charging station designed for users who need to charge their vehicle in a short period of time, ranging between 8 and 30 minutes. Thanks to its continuous output power, it can offer a range of **200 km for 15 minutes of connection\***.

\* Range calculation based on the average consumption provided by EV manufacturers according to the WLTP standard, 15 kWh per 100 km.







**Adress:**  
Passatge Arraona, nº 8 - Pol. Ind. Santiga  
08210 Barberà del Vallès, Barcelona (Spain)

T: +34 938 59 95 86  
W: [www.vegachargers.com](http://www.vegachargers.com)  
E: [info@vegachargers.com](mailto:info@vegachargers.com)



**ALOHA Lander Plus  
120 kW (S)****ALOHA Lander Plus  
120 kW (S) + AC****ALOHA Lander Plus  
120 kW (D)****ALOHA Lander Plus  
120 kW (D) + AC****AC INPUT**

|                       |                             |         |         |         |
|-----------------------|-----------------------------|---------|---------|---------|
| Supply voltage        | 400 Vac $\pm$ 10% (3P+N+PE) |         |         |         |
| Frequency             | 50 / 60 Hz                  |         |         |         |
| Nominal input current | 188 A                       | 220 A   | 188 A   | 220 A   |
| Apparent power        | 130 kVA                     | 152 kVA | 130 kVA | 152 kVA |
| Power factor          | > 0,99                      |         |         |         |
| Efficency             | > 95% (at nominal power)    |         |         |         |
| THDi                  | < 5%                        |         |         |         |
| Standby consumption   | < 60 W                      |         |         |         |
| Earthing system       | TT / TN-S                   |         |         |         |

**DC OUTPUT**

|                             |   |   |   |                                |   |                                |
|-----------------------------|---|---|---|--------------------------------|---|--------------------------------|
| Max. output power           | 120 kW  | 120 kW  | single charging:<br>120 kW  | simult. charging:<br>2 x 60 kW | single charging:<br>120 kW  | simult. charging:<br>2 x 60 kW |
| Max. output current         | 250 A / 320 A*  | 250 A / 320 A*  | 250 A / 320 A*  | 2 x 160 A                      | 250 A / 320 A*  | 2 x 160 A                      |
| Output voltage range        | 150 – 1000 Vdc  |   |   |                                |   |                                |
| Available output connectors | CCS2<br> | CCS2<br> | ** CHAdeMO + CCS2 or CCS2 + CCS2<br> |                                | ** CHAdeMO + CCS2 or CCS2 + CCS2<br> |                                |
| Cable length                | 4 m***  | 4 m***  | 4 m + 4 m***  |                                | 4 m + 4 m***  |                                |
| Metering                    | DC Official meter certified (optional)  |   |   |                                |   |                                |

**AC OUTPUT**

|                             |  |  |
|-----------------------------|--|--|
| Max. output power           | 22 kW  | 22 kW  |
| Output voltage              | 400 / 230 Vac $\pm$ 10%  | 400 / 230 Vac $\pm$ 10%  |
| Phase connection            | (3P+N+PE)  | (3P+N+PE)  |
| Max. output current         | 32 A   | 32 A   |
| Available output connectors | Type 2 (Socket)<br> | Type 2 (Socket)<br> |
| Metering                    | AC Official meter certified  |  |

**Electrical protections**

|                              |  |
|------------------------------|--|
| General input                | 3-pole + N, front operated, switch-disconnector (non-fusible disconnector)                         |
| Overvoltage                  | Dehn 20kA 4-pole, for three-phase TT/TNS networks, Class II (IEC 61643-11)                         |
| Overcurrent and shortcircuit | MCB curve 'C' for individual DC outputs and AC output  |
| Residual current             | RCD 30 mA; Type A for individual DC outputs   RCD 30 mA; Type A + 6 mA DC for individual AC output |
| DC Output                    | Isolation Monitoring Device and protection fuse  |

|                              |   |        |        |
|------------------------------|---|--------|--------|
| Dimensions (H x W x D)       | 2000 mm x 900 mm x 450 mm   |        |        |
| Weight                       | 405 kg  | 410 kg | 430 kg |
| Mechanical impact protection | IK10  |        |        |
| Housing material / colour    | Stainless steel and PUR (V0) / Customizable   |        |        |
| Installation method          | On the ground (Anchor bolt or structural foundation)   Unloading and installation by forklift or upper eyebolts |        |        |

|                             |  |
|-----------------------------|--|
| Ingress protection          | IP55   |
| Temperature range operation | -10°C to +55°C (-30°C to +55°C with optional heater) |
| Temperature range storage   | -35°C to +70°C                                       |
| Relative Humidity           | 5% to 95% non condensing                             |
| Cooling system              | Exhaust fan  |
| Operational noise level     | $\leq$ 60 dBA (1 m away in all directions)           |
| Altitude (max.)             | 2000 m   |

|                           |   |
|---------------------------|---|
| User interaction          | 15,6" TFT colour touch screen   |
| Communication protocol    | OCPP 1.6J; Modbus TCP; Modbus RTU   |
| Communication interface   | 4G; RS485; Ethernet   |
| Access and identification | RFID reader (MIFARE Classic; MIFARE DESfire EV1, EV2; NFC Forum Type 4); Internal white list; Activation pin code; Autocharge |
| Payment terminal          | Cashless payment terminal (optional)  |
| Status charging lights    | RGB LED dedicated for charging connector  |

|                    |  |
|--------------------|--|
| IEC/DIN/ISO        | IEC 61851-1; IEC 61851-21-2; IEC 61851-23; IEC 61851-24; IEC 62196-1; IEC 62196-2; IEC 62196-3; IEC 61000; DIN70121; ISO 15118-2; ISO 15118-3; CHAdeMO 1.2 |
| EU Directives      | LVD 2014/35/EU; EMC 2014/30/EU; RED 2014/53/EU   |
| Mark certification | CE   |

# ALOHA Lander Plus



## DC 160 kW Charging Station



Service stations and mobility hubs



Office buildings and workplaces



Malls and supermarkets



Public and private car parks



Corporate fleets and car sharing



Service vehicles and public transport



### AC and DC Charging

Up to 3 vehicles simultaneously

### Dynamic Load Management

Smartly balances the available energy

### Smart Charging

Cloud based energy management

### Autocharge

Authenticate without intervention

### Cashless payment terminal

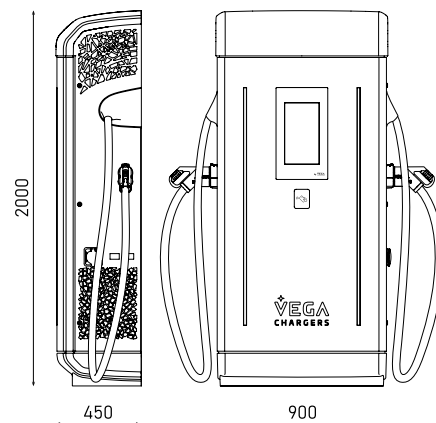
Payments without prior registration

At **VEGA Chargers**, we work every day to make possible a better, more sustainable present and future.

We design flexible and scalable vehicle charging solutions; from conception, through manufacturing and distribution.

**ALOHA Lander Plus** is a fast charging station designed for users who need to charge their vehicle in a short period of time, ranging between 6 and 23 minutes. Thanks to its continuous output power, it can offer a range of **267 km for 15 minutes of connection\***.

\* Range calculation based on the average consumption provided by EV manufacturers according to the WLTP standard, 15 kWh per 100 km.



#### Adress:





Passatge Arraona, nº 8 - Pol. Ind. Santiga  
08210 Barberà del Vallès, Barcelona (Spain)

T: +34 938 59 95 86  
W: [www.vegachargers.com](http://www.vegachargers.com)  
E: [info@vegachargers.com](mailto:info@vegachargers.com)



**ALOHA Lander Plus  
160 kW (S)****ALOHA Lander Plus  
160 kW (S) + AC****ALOHA Lander Plus  
160 kW (D)****ALOHA Lander Plus  
160 kW (D) + AC****AC INPUT**

|                       |                             |         |         |         |
|-----------------------|-----------------------------|---------|---------|---------|
| Supply voltage        | 400 Vac $\pm$ 10% (3P+N+PE) |         |         |         |
| Frequency             | 50 / 60 Hz                  |         |         |         |
| Nominal input current | 249 A                       | 281 A   | 249 A   | 281 A   |
| Apparent power        | 173 kVA                     | 195 kVA | 173 kVA | 195 kVA |
| Power factor          | > 0,99                      |         |         |         |
| Efficency             | > 95% (at nominal power)    |         |         |         |
| THDi                  | < 5%                        |         |         |         |
| Standby consumption   | < 60 W                      |         |         |         |
| Earthing system       | TT / TN-S                   |         |         |         |

**DC OUTPUT**

|                             |   |   |   |                                |   |                                |
|-----------------------------|---|---|---|--------------------------------|---|--------------------------------|
| Max. output power           | 160 kW  | 160 kW  | single charging:<br>160 kW  | simult. charging:<br>2 x 80 kW | single charging:<br>160 kW  | simult. charging:<br>2 x 80 kW |
| Max. output current         | 250 A / 400 A*  | 250 A / 400 A*  | 250 A / 400 A*  | 2 x 200 A                      | 250 A / 400 A*  | 2 x 200 A                      |
| Output voltage range        | 150 – 1000 Vdc  |   |   |                                |   |                                |
| Available output connectors | CCS2<br> | CCS2<br> | ** CHAdeMO + CCS2 or CCS2 + CCS2<br> |                                | ** CHAdeMO + CCS2 or CCS2 + CCS2<br> |                                |
| Cable length                | 4 m***  | 4 m***  | 4 m + 4 m***  |                                | 4 m + 4 m***  |                                |
| Metering                    | DC Official meter certified (optional)  |   |   |                                |   |                                |

**AC OUTPUT**

|                             |  |  |
|-----------------------------|--|--|
| Max. output power           | 22 kW  | 22 kW  |
| Output voltage              | 400 / 230 Vac $\pm$ 10%  | 400 / 230 Vac $\pm$ 10%  |
| Phase connection            | (3P+N+PE)  | (3P+N+PE)  |
| Max. output current         | 32 A   | 32 A   |
| Available output connectors | Type 2 (Socket)<br> | Type 2 (Socket)<br> |
| Metering                    | AC Official meter certified  |  |

**Electrical protections**

|                              |  |
|------------------------------|--|
| General input                | 3-pole + N, front operated, switch-disconnector (non-fusible disconnector)                         |
| Overvoltage                  | Dehn 20kA 4-pole, for three-phase TT/TNS networks, Class II (IEC 61643-11)                         |
| Overcurrent and shortcircuit | MCB curve 'C' for individual DC outputs and AC output  |
| Residual current             | RCD 30 mA; Type A for individual DC outputs   RCD 30 mA; Type A + 6 mA DC for individual AC output |
| DC Output                    | Isolation Monitoring Device and protection fuse  |

|                              |   |        |        |
|------------------------------|---|--------|--------|
| Dimensions (H x W x D)       | 2000 mm x 900 mm x 450 mm   |        |        |
| Weight                       | 405 kg  | 410 kg | 430 kg |
| Mechanical impact protection | IK10  |        |        |
| Housing material / colour    | Stainless steel and PUR (V0) / Customizable   |        |        |
| Installation method          | On the ground (Anchor bolt or structural foundation)   Unloading and installation by forklift or upper eyebolts |        |        |

|                             |  |
|-----------------------------|--|
| Ingress protection          | IP55   |
| Temperature range operation | -10°C to +55°C (-30°C to +55°C with optional heater) |
| Temperature range storage   | -35°C to +70°C                                       |
| Relative Humidity           | 5% to 95% non condensing                             |
| Cooling system              | Exhaust fan  |
| Operational noise level     | $\leq$ 60 dBA (1 m away in all directions)           |
| Altitude (max.)             | 2000 m   |

|                           |   |
|---------------------------|---|
| User interaction          | 15,6" TFT colour touch screen   |
| Communication protocol    | OCPP 1.6J; Modbus TCP; Modbus RTU   |
| Communication interface   | 4G; RS485; Ethernet   |
| Access and identification | RFID reader (MIFARE Classic; MIFARE DESfire EV1, EV2; NFC Forum Type 4); Internal white list; Activation pin code; Autocharge |
| Payment terminal          | Cashless payment terminal (optional)  |
| Status charging lights    | RGB LED dedicated for charging connector  |

|                    |  |
|--------------------|--|
| IEC/DIN/ISO        | IEC 61851-1; IEC 61851-21-2; IEC 61851-23; IEC 61851-24; IEC 62196-1; IEC 62196-2; IEC 62196-3; IEC 61000; DIN70121; ISO 15118-2; ISO 15118-3; CHAdeMO 1.2 |
| EU Directives      | LVD 2014/35/EU; EMC 2014/30/EU; RED 2014/53/EU   |
| Mark certification | CE   |

# ALOHA Lander Plus



## DC 240 kW Charging Station



Service stations and mobility hubs



Office buildings and workplaces



Malls and supermarkets



Public and private car parks



Corporate fleets and car sharing



Service vehicles and public transport



### AC and DC Charging

Up to 3 vehicles simultaneously

### Dynamic Load Management

Smartly balances the available energy

### Smart Charging

Cloud based energy management

### Autocharge

Authenticate without intervention

### Cashless payment terminal

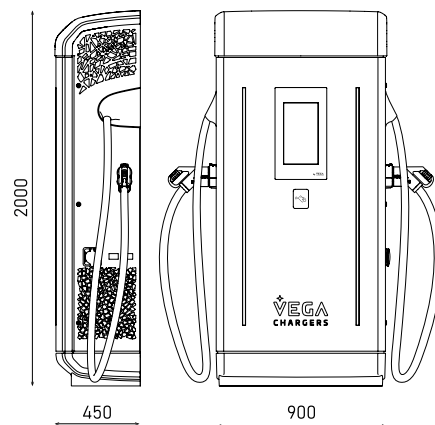
Payments without prior registration

At **VEGA Chargers**, we work every day to make possible a better, more sustainable present and future.

We design flexible and scalable vehicle charging solutions; from conception, through manufacturing and distribution.

**ALOHA Lander Plus** is a fast charging station designed for users who need to charge their vehicle in a short period of time, ranging between 4 and 15 minutes. Thanks to its continuous output power, it can offer a range of **400 km for 15 minutes of connection\***.

\* Range calculation based on the average consumption provided by EV manufacturers according to the WLTP standard, 15 kWh per 100 km.







**Adress:**  
Passatge Arraona, nº 8 - Pol. Ind. Santiga  
08210 Barberà del Vallès, Barcelona (Spain)

T: +34 938 59 95 86  
W: [www.vegachargers.com](http://www.vegachargers.com)  
E: [info@vegachargers.com](mailto:info@vegachargers.com)



**ALOHA Lander Plus  
240 kW (S)****ALOHA Lander Plus  
240 kW (S) + AC****ALOHA Lander Plus  
240 kW (D)****ALOHA Lander Plus  
240 kW (D) + AC****AC INPUT**

|                       |                             |         |         |
|-----------------------|-----------------------------|---------|---------|
| Supply voltage        | 400 Vac $\pm$ 10% (3P+N+PE) |         |         |
| Frequency             | 50 / 60 Hz                  |         |         |
| Nominal input current | 372 A                       | 404 A   | 372 A   |
| Apparent power        | 258 kVA                     | 280 kVA | 258 kVA |
| Power factor          | > 0,99                      |         |         |
| Efficency             | > 95% (at nominal power)    |         |         |
| THDi                  | < 5%                        |         |         |
| Standby consumption   | < 60 W                      |         |         |
| Earthing system       | TT / TN-S                   |         |         |

**DC OUTPUT**

|                             |   |   |   |                                 |   |                                 |
|-----------------------------|---|---|---|---------------------------------|---|---------------------------------|
| Max. output power           | 240 kW  | 240 kW  | single charging:<br>240 kW  | simult. charging:<br>2 x 120 kW | single charging:<br>240 kW  | simult. charging:<br>2 x 120 kW |
| Max. output current         | 250 A / 500 A*  | 250 A / 500 A*  | 250 A / 500 A*  | 2 x (250 A / 400 A*)            | 250 A / 500 A*  | 2 x (250 A / 400 A*)            |
| Output voltage range        | 150 – 1000 Vdc  |   |   |                                 |   |                                 |
| Available output connectors | CCS2<br> | CCS2<br> | ** CHAdeMO + CCS2 or CCS2 + CCS2<br> |                                 | ** CHAdeMO + CCS2 or CCS2 + CCS2<br> |                                 |
| Cable length                | 4 m***  | 4 m***  | 4 m + 4 m***  |                                 | 4 m + 4 m***  |                                 |
| Metering                    | DC Official meter certified (optional)  |   |   |                                 |   |                                 |

**AC OUTPUT**

|                             |  |  |
|-----------------------------|--|--|
| Max. output power           | 22 kW  | 22 kW  |
| Output voltage              | 400 / 230 Vac $\pm$ 10%  | 400 / 230 Vac $\pm$ 10%  |
| Phase connection            | (3P+N+PE)  | (3P+N+PE)  |
| Max. output current         | 32 A   | 32 A   |
| Available output connectors | Type 2 (Socket)<br> | Type 2 (Socket)<br> |
| Metering                    | AC Official meter certified  |  |

**Electrical protections**

|                              |  |
|------------------------------|--|
| General input                | 3-pole + N, front operated, switch-disconnector (non-fusible disconnector)                         |
| Overvoltage                  | Dehn 20kA 4-pole, for three-phase TT/TNS networks, Class II (IEC 61643-11)                         |
| Overcurrent and shortcircuit | MCB curve 'C' for individual DC outputs and AC output  |
| Residual current             | RCD 30 mA; Type A for individual DC outputs   RCD 30 mA; Type A + 6 mA DC for individual AC output |
| DC Output                    | Isolation Monitoring Device and protection fuse  |

|                              |   |        |        |
|------------------------------|---|--------|--------|
| Dimensions (H x W x D)       | 2000 mm x 900 mm x 450 mm   |        |        |
| Weight                       | 445 kg  | 450 kg | 475 kg |
| Mechanical impact protection | IK10  |        |        |
| Housing material / colour    | Stainless steel and PUR (V0) / Customizable   |        |        |
| Installation method          | On the ground (Anchor bolt or structural foundation)   Unloading and installation by forklift or upper eyebolts |        |        |

|                             |  |
|-----------------------------|--|
| Ingress protection          | IP55   |
| Temperature range operation | -10°C to +55°C (-30°C to +55°C with optional heater) |
| Temperature range storage   | -35°C to +70°C                                       |
| Relative Humidity           | 5% to 95% non condensing                             |
| Cooling system              | Exhaust fan  |
| Operational noise level     | $\leq$ 60 dBA (1 m away in all directions)           |
| Altitude (max.)             | 2000 m   |

|                           |   |
|---------------------------|---|
| User interaction          | 15,6" TFT colour touch screen   |
| Communication protocol    | OCPP 1.6J; Modbus TCP; Modbus RTU   |
| Communication interface   | 4G; RS485; Ethernet   |
| Access and identification | RFID reader (MIFARE Classic; MIFARE DESfire EV1, EV2; NFC Forum Type 4); Internal white list; Activation pin code; Autocharge |
| Payment terminal          | Cashless payment terminal (optional)  |
| Status charging lights    | RGB LED dedicated for charging connector  |

|                    |  |
|--------------------|--|
| IEC/DIN/ISO        | IEC 61851-1; IEC 61851-21-2; IEC 61851-23; IEC 61851-24; IEC 62196-1; IEC 62196-2; IEC 62196-3; IEC 61000; DIN70121; ISO 15118-2; ISO 15118-3; CHAdeMO 1.2 |
| EU Directives      | LVD 2014/35/EU; EMC 2014/30/EU; RED 2014/53/UE   |
| Mark certification | CE   |