

# ALOHA Lander

VEGA  
CHARGERS

## DC 60 kW Charging Station



Service stations  
and mobility hubs



Office buildings  
and workplaces



Malls and  
supermarkets



Public and private  
car parks



Corporate fleets  
and car sharing



Service vehicles and  
public transport



### AC and DC Charging

Up to 3 vehicles simultaneously

### Dynamic Load Management

Smartly balances the available energy

### Smart Charging

Cloud based energy management

### Autocharge

Authenticate without intervention

### Cashless payment terminal

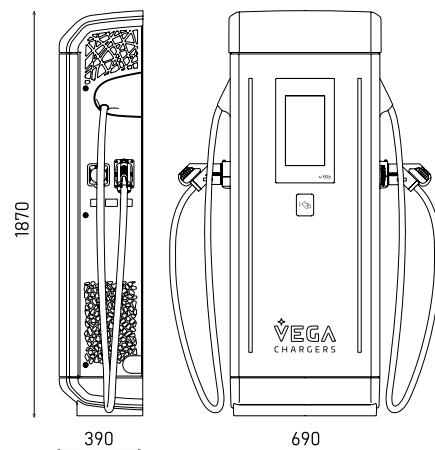
Payments without prior registration

At **VEGA Chargers**,  
we work every  
day to make  
possible a better,  
more sustainable  
present and future.

We design flexible and scalable vehicle charging solutions; from conception, through manufacturing and distribution.

**ALOHA Lander** is a fast charging station designed for users who need to charge their vehicle in a relatively short period of time, ranging between 15 and 60 minutes. Thanks to its continuous output power, it can offer a range of **400 km for 1 hour of connection\***.

\* Range calculation based on the average consumption provided by EV manufacturers according to the WLTP standard, 15 kWh per 100 km.



#### Adress:

Passatge Arraona, nº 8 - Pol. Ind. Santiga  
08210 Barberà del Vallès, Barcelona (Spain)

T: +34 938 59 95 86

W: [www.vegachargers.com](http://www.vegachargers.com)





E: [info@vegachargers.com](mailto:info@vegachargers.com)

ALOHA Lander  
60 kW (S)ALOHA Lander  
60 kW (S) + ACALOHA Lander  
60 kW (D)ALOHA Lander  
60 kW (D) + AC



## AC INPUT

Supply voltage	400 Vac ± 10% (3P+N+PE)			
Frequency	50 / 60 Hz			
Nominal input current	96 A	128 A	96 A	128 A
Apparent power	67 kVA	89 kVA	67 kVA	89 kVA
Power factor	> 0,99			
Efficiency	> 95% (at nominal power)			
THDi	< 5%			
Standby consumption	< 50 W			
Earthing system	TT / TN-S			

## DC OUTPUT

Max. output power	60 kW	60 kW	single charging: 60 kW	simult. charging: 2 x 30 kW	single charging: 60 kW	simult. charging: 2 x 30 kW
Max. output current	150 A	150 A	150 A	2 x 80 A	150 A	2 x 80 A
Output voltage range	150 – 1000 Vdc					
Available output connectors	CCS2 	CCS2 	* CHAdeMO + CCS2 or CCS2 + CCS2 		* CHAdeMO + CCS2 or CCS2 + CCS2 	
Cable length	4 m*	4 m*	4 m + 4 m*		4 m + 4 m*	
Metering	DC Official meter certified (optional)					

## AC OUTPUT

Max. output power	22 kW	22 kW
Output voltage	400 / 230 Vac ±10%	400 / 230 Vac ±10%
Phase connection	(3P+N+PE)	(3P+N+PE)
Max. output current	32 A	32 A
Available output connectors	Type 2 (Socket) 	Type 2 (Socket) 
Metering	AC Official meter certified	

## Electrical protections

General input	3-pole + N, front operated, switch-disconnector (non-fusible disconnector)
Overvoltage	Dehn 20kA 4-pole, for three-phase TT/TNS networks, Class II (IEC 61643-11)
Overcurrent and shortcircuit	MCB curve 'C' for individual DC outputs and AC output
Residual current	RCD 30 mA; Type A for individual DC outputs   RCD 30 mA; Type A + 6 mA DC for individual AC output
DC Output	Isolation Monitoring Device and protection fuse

Dimensions (H x W x D)	1870 mm x 690 mm x 390 mm		
Weight	234 kg	238 kg	248 kg
Mechanical impact protection	IK10		
Housing material / colour	Stainless steel and PUR (V0) / Customizable		
Installation method	On the ground (Anchor bolt or structural foundation)   Unloading and installation by forklift or upper eyebolts		

Ingress protection	IP55
Temperature range operation	-10°C to +55°C (-30°C to +55°C with optional heater)
Temperature range storage	-35°C to +70°C
Relative Humidity	5% to 95% non condensing
Cooling system	Exhaust fan
Operational noise level	≤ 55 dBA (1 m away in all directions)
Altitude (max.)	2000 m

User interaction	15,6" TFT colour touch screen
Communication protocol	OCPP 1.6J; Modbus TCP; Modbus RTU
Communication interface	4G; RS485; Ethernet
Access and identification	RFID reader (MIFARE Classic; MIFARE DESfire EV1, EV2; NFC Forum Type 4); Internal white list; Activation pin code; Autocharge
Payment terminal	Cashless payment terminal (optional)
Status charging lights	RGB LED dedicated for every charging connector

IEC/DIN/ISO	IEC 61851-1; IEC 61851-21-2; IEC 61851-23; IEC 61851-24; IEC 62196-1; IEC 62196-2; IEC 62196-3; IEC 61000; DIN70121; ISO 15118-2; ISO 15118-3; CHAdeMO 1.2
EU Directives	LVD 2014/35/EU; EMC 2014/30/EU; RED 2014/53/UE
Mark certification	CE

# ALOHA Lander



## DC 80 kW Charging Station



Service stations  
and mobility hubs



Office buildings  
and workplaces



Malls and  
supermarkets



Public and private  
car parks



Corporate fleets  
and car sharing



Service vehicles and  
public transport



### AC and DC Charging

Up to 3 vehicles simultaneously

### Dynamic Load Management

Smartly balances the available energy

### Smart Charging

Cloud based energy management

### Autocharge

Authenticate without intervention

### Cashless payment terminal

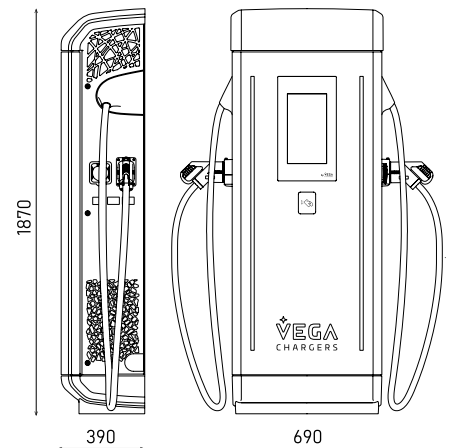
Payments without prior registration

At **VEGA Chargers**, we work every day to make possible a better, more sustainable present and future.

We design flexible and scalable vehicle charging solutions; from conception, through manufacturing and distribution.

**ALOHA Lander** is a fast charging station designed for users who need to charge their vehicle in a relatively short period of time, ranging between 11 and 45 minutes. Thanks to its continuous output power, it can offer a range of **533 km for 1 hour of connection\***.

\* Range calculation based on the average consumption provided by EV manufacturers according to the WLTP standard, 15 kWh per 100 km.



**Adress:**  
Passatge Arraona, nº 8 - Pol. Ind. Santiga  
08210 Barberà del Vallès, Barcelona (Spain)







T: +34 938 59 95 86  
W: [www.vegachargers.com](http://www.vegachargers.com)  
E: [info@vegachargers.com](mailto:info@vegachargers.com)

ALOHA Lander  
80 kW (S)ALOHA Lander  
80 kW (S) + ACALOHA Lander  
80 kW (D)ALOHA Lander  
80 kW (D) + AC



## AC INPUT

Supply voltage	400 Vac ± 10% (3P+N+PE)			
Frequency	50 / 60 Hz			
Nominal input current	127 A	159 A	127 A	159 A
Apparent power	88 kVA	110 kVA	88 kVA	110 kVA
Power factor	> 0,99			
Efficiency	> 95% (at nominal power)			
THDi	< 5%			
Standby consumption	< 50 W			
Earthing system	TT / TN-S			

## DC OUTPUT

Max. output power	80 kW	80 kW	single charging: 80 kW	simult. charging: 2 x 40 kW	single charging: 80 kW	simult. charging: 2 x 40 kW
Max. output current	200 A	200 A	200 A	2 x 100 A	200 A	2 x 100 A
Output voltage range	150 – 1000 Vdc					
Available output connectors	CCS2 	CCS2 	* CHAdeMO + CCS2 or CCS2 + CCS2  		* CHAdeMO + CCS2 or CCS2 + CCS2  	
Cable length	4 m*	4 m*	4 m + 4 m*		4 m + 4 m*	
Metering	DC Official meter certified (optional)					

## AC OUTPUT

Max. output power	22 kW	22 kW
Output voltage	400 / 230 Vac ±10%	400 / 230 Vac ±10%
Phase connection	(3P+N+PE)	(3P+N+PE)
Max. output current	32 A	32 A
Available output connectors	Type 2 (Socket) 	Type 2 (Socket) 
Metering	AC Official meter certified	

## Electrical protections

General input	3-pole + N, front operated, switch-disconnector (non-fusible disconnector)
Overvoltage	Dehn 20kA 4-pole, for three-phase TT/TNS networks, Class II (IEC 61643-11)
Overcurrent and shortcircuit	MCB curve 'C' for individual DC outputs and AC output
Residual current	RCD 30 mA; Type A for individual DC outputs   RCD 30 mA; Type A + 6 mA DC for individual AC output
DC Output	Isolation Monitoring Device and protection fuse

Dimensions (H x W x D)	1870 mm x 690 mm x 390 mm			
Weight	234 kg	238 kg	248 kg	252 kg
Mechanical impact protection	IK10			
Housing material / colour	Stainless steel and PUR (V0) / Customizable			
Installation method	On the ground (Anchor bolt or structural foundation)   Unloading and installation by forklift or upper eyebolts			

Ingress protection	IP55
Temperature range operation	-10°C to +55°C (-30°C to +55°C with optional heater)
Temperature range storage	-35°C to +70°C
Relative Humidity	5% to 95% non condensing
Cooling system	Exhaust fan
Operational noise level	≤ 55 dBA (1 m away in all directions)
Altitude (max.)	2000 m

User interaction	15,6" TFT colour touch screen
Communication protocol	OCPP 1.6J; Modbus TCP; Modbus RTU
Communication interface	4G; RS485; Ethernet
Access and identification	RFID reader (MIFARE Classic; MIFARE DESfire EV1, EV2; NFC Forum Type 4); Internal white list; Activation pin code; Autocharge
Payment terminal	Cashless payment terminal (optional)
Status charging lights	RGB LED dedicated for every charging connector

IEC/DIN/ISO	IEC 61851-1; IEC 61851-21-2; IEC 61851-23; IEC 61851-24; IEC 62196-1; IEC 62196-2; IEC 62196-3; IEC 61000; DIN70121; ISO 15118-2; ISO 15118-3; CHAdeMO 1.2
EU Directives	LVD 2014/35/EU; EMC 2014/30/EU; RED 2014/53/UE
Mark certification	CE